
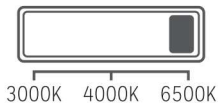


LED PANEL LIGHT 1x4

LUMINOUS INTENSITY DISTRIBUTION CURVE



**(CCT) Color Temperature Switch**  
for Model: HW-P1X4-01-40W-CCT

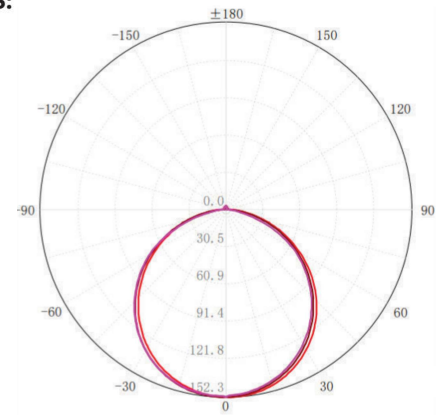


**AVAILABLE WATTAGE OPTIONS:**

- 40W-CCT
- 40W

**BENEFITS:**

- Energy efficiency.
- Improved environmental performance.
- No heat or UV emissions.
- Design flexibility.
- Long lifespan.
- General lighting for limited build-in height.
- Instant lighting and the ability to withstand frequent switching.



**SPECIFICATIONS**

Shape:	LED BACKLIT
Cap/Fitting:	1x4
Finish:	Aluminium Frame, PS Diffuser

**DIMENSIONS**

Volt:	100-277V / 50-60Hz
Beam Angle:	120° Degree
Dimmable / Non Dimmable:	Non Dimmable

**AVAILABLE WATTAGE OPTIONS**

Power	Tone	Brightness	Size	Model
40W	3000K/4000K/6500K	4270 Lm / 4360 Lm / 4270 Lm	1200mm x 300mm x 30mm	HW-P1X4-01-40W-CCT
40W	6500K	3800 Lm	1200mm x 300mm x 30mm	HW-P1X4-02-40W-60K

For more information, please visit [www.HoneywellLights-fans.com](http://www.HoneywellLights-fans.com)