

## LED WALL LAMP

HW-WP-02-PS-CCT



Two-Piece Die-Cast Aluminum Housing with Thermally Conductive LED Panel and Electrical Chamber  
 Tunable CCT for 4000K, 5000K, 6000K, Color Temperature Options  
 Anti-UV Prismatic Translucent Lens Designed to Shape the Light Distribution and Uniformity.  
 Mounting via J-box or Surface Conduit

### FEATURES

- Built in high luminous efficiency LED Chip and Driver.
- 3 Level Power Switchable
- Fast connection
- IP65

### APPLICATION

- Industrial Areas
- Parks
- Sidewalks
- Schools
- Squares
- And others.

Indoor / Outdoor



Multi Wattage Switchable



Multi Color Temperature (CCT)



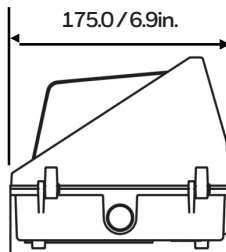
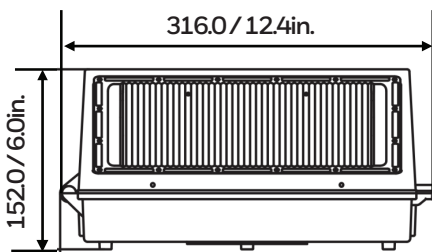
Easy Installation



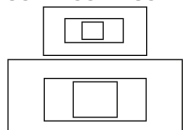
Water Proof

OPTICAL DATA		PHYSICAL DATA		ELECTRICAL DATA	
Color Temperature (CCT)	4000K, 5000K, 6000K	Finish	Dark Bronze	Input Power	35W, 55W, 80W
Luminous Flux	6,275 lm / 9160 lm / 12,619	Protection Level - IP	IP65	Power Switchable	YES
Beam Angle	100°	Dimensions	316x175x152 mm	Operating Voltage	120-277V
Type of Distribution	Direct Symmetrical	Type of Installation	Surface Mounted	Frequency	50-60 Hz
Life Span	50 000 Hrs	Body Frame	Die-Cast Aluminium	Power Factor	>0.95
		Weight	2.05 Kg	CRI	70
		Operation Temperature	-40°C to +50°C		

### DIMENSIONS




80W 55W 35W



4000K 5000K 6000K

Power Selector Switch



CCT Selector Switch

### LUMINOUS INTENSITY DISTRIBUTION

